



ENVIRONMENTAL PRODUCT DECLARATION

IN ACCORDANCE WITH EN 15804+A2 & ISO 14025

TIKLI.
FACADE

TIKLI GROUP OY

SPTA Smoke ventilation hatches

EPD of multiple products, based on representative product



Rakennustieto EPD

EPD Number: RTS_484_26

Publication date: 3.6.2026

Valid until: 3.6.2031

Tikli Group Oy



GENERAL INFORMATION

MANUFACTURER INFORMATION

Manufacturer	Tikli Group Oy
Address	Yhdystie 40, 62800 Vimpeli, Finland
Contact details	myynti@tikli.com
Website	https://tikli.com

PRODUCT IDENTIFICATION

Product name	SPTA Smoke ventilation hatches
Product number / reference	See Annex 1.
Place of production	Vimpeli, Finland

The manufacturer has the sole ownership, liability, and responsibility for the EPD. EPDs within the same product category but registered in different EPD programmes may not be comparable. For two EPDs to be comparable, they must be based on the same PCR (including the same version number) or be based on fully-aligned PCRs or versions of PCRs; cover products with identical functions, technical performances and use (e.g. identical declared/functional units); have equivalent system boundaries and descriptions of data; apply equivalent data quality requirements, methods of data collection, and allocation methods; apply identical cut-off rules and impact assessment methods (including the same version of characterisation factors); have equivalent content declarations; and be valid at the time of comparison. The estimated impact results are only relative statements, which do not indicate the endpoints of the impact categories, exceeding threshold values, safety margins and/or risks. EN15804 impact assessment indicators are based on EF 3.1.


EPD INFORMATION

EPD program operator	Rakennustieto EPD, Malminkatu 16 A, 00100 Helsinki, Finland https://ymparisto.rakennustieto.fi/
EPD standards	This EPD is in accordance with EN 15804+A2 and ISO 14025 standards.
Product category rules	The CEN standard EN 15804 serves as the core PCR. RTS PCR 2024
EPD author	Ida Karppinen, Jere Peltomäki, Tiia Rintapää, Granlund Oy, Malminkaari 21, 00701 Helsinki, Finland
EPD verification	Independent verification of this EPD and data, according to ISO 14025: External verification
Verification date	20.5.2026
EPD verifier	Anni Oviir, LCA Support
EPD number	RTS_484_26
Publishing date	3.6.2026
EPD valid until	3.6.2031

Jukka Seppänen
RTS EPD Committee Secretary

Laura Apilo
Managing Director

VERIFICATION STATEMENT

Verified according to the requirements of EN 15804+A2 (product category rules)	
Independent verification of the declaration, according to EN ISO 14025:2010	
<input checked="" type="checkbox"/> External	<input type="checkbox"/> Internal
Third party verifier:  Anni Oviir, LCA Support - Rangi Maja OÜ, Tallinn, Estonia, 20.5.2026	

PRODUCT INFORMATION

PRODUCT DESCRIPTION AND APPLICATION

Tikli Group Oy SPTA smoke hatch ventilators are CE-marked smoke exhaust hatches made in Vimpeli, which are made of sandwich elements and are equipped with an electrical opener. Smoke hatch ventilators are controlled by control panels. We offer different types of panel options according to the customer's needs. Hatches can also be used for comfort ventilation with separate switches. The Tikli Group Oy Smoke ventilation system is complemented by Tikli Group Oy smoke ventilation windows. The smoke ventilation hatch can be installed on all types of roofs with a maximum slope of 15°. The height of the upstand of the smoke ventilation hatches should be chosen so that the flap of the hatches remains at least 400 mm above the ceiling surface.

REPRESENTATIVE PRODUCT

The representative product is SPTA122412, which is the heaviest product in the product group. As the products within this product group are manufactured from the same materials, the selection of representative product was based on the product weight. For finding the variations in the product composition and in the EPD results, the lightest product (SPTA994) was also assessed. Based on the assessment of the extremes, the variation of GWP-total and GWP-fossil is less than 10% within the product group.

PRODUCT STANDARDS

EN 12101-2:2003

SUBSTANCES, REACH - VERY HIGH CONCERN

The product does not contain any REACH SVHC substances in amounts greater than 0,1 % (1000 ppm).

PRODUCT GROUP COMPOSITION

Contents of the product group are presented in the following table per 1 kg of product.

Materials	Weight %	Origin	Renewable content (%)	Non-renewable content (%)	Recycled material content (%)
Insulation	41,7–67,6 %	EU	0 %	100 %	0 %
Aluminium	6,6–10,1 %	FI	0 %	100 %	4,63 %
Steel	13,3– 13,5 %	FI	0 %	100 %	5,85 %
EPDM	0,1–0,13 %	EU	0 %	100 %	0 %
Opening mechanism	12,4–34,6 %	EU	0 %	100 %	0 %
Total	1 kg				

PACKAGING MATERIAL COMPOSITION

Product packaging materials are presented in the following table per 1 kg of product.

Packaging material	Weight per 1 kg	% of weight
Wooden pallet	0,13 kg	82,8 %
Plastics	0,03 kg	17,2 %
Total	0,16 kg	100 %

LIFE-CYCLE ASSESSMENT

LIFE-CYCLE ASSESSMENT INFORMATION

Period for data	1 year, 2024
-----------------	--------------

DECLARED UNIT

Declared unit	1 kg
---------------	------

BIOGENIC CARBON CONTENT

Product's biogenic carbon content at the factory gate

Biogenic carbon content in product, kg C	0
Biogenic carbon content in packaging, kg C	0,06

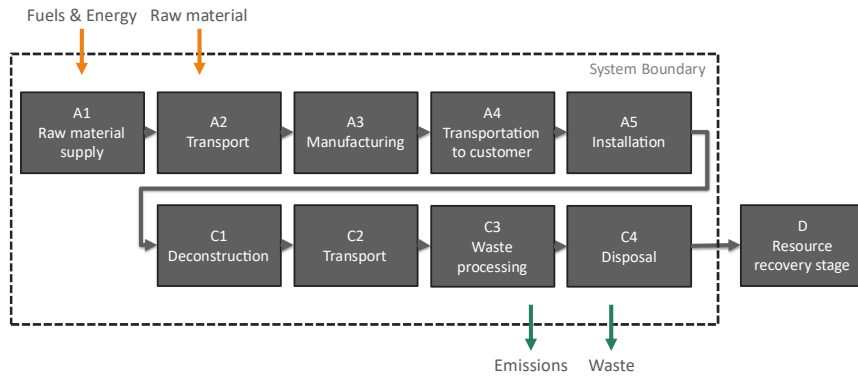
SYSTEM BOUNDARY

This declaration covers the life cycle stages from cradle to gate with options (A4 and A5), modules C1–C4, and module D.

Stage	Product Stage			Construction Process Stage		Use Stage							End-of-Life Stage			Benefits and loads beyond the system boundary			
	Raw material supply	Transport	Manufacturing	Transport to building	Installation to building	Use/applications	Maintenance	Repair	Replacement	Refurbishment	Operational energy use	Operational water use	Deconstruction/demolition	Transport	Waste processing	Disposal	Reuse	Recovery	Recycling
Stage	A1	A2	A3	A4	A5	B1	B2	B3	B4	B5	B6	B7	C1	C2	C3	C4	D	D	D
Included	X	X	X	X	X								X	X	X	X	X	X	X
Declared	D	D	D	D	D	ND	ND	ND	ND	ND	ND	ND	D	D	D	D	D	D	D

Mandatory
 Mandatory as per the RTS PCR section 6.2.1 rules and terms
 Optional modules based on scenarios

Studied system covers the following steps of life cycle according to EN 15804: **A1** Raw material supply, **A2** Transport, **A3** Manufacturing, **A4** Transportation of the product to construction site, **A5** Installation to building, **C1** Deconstruction, **C2** Transportation of end-of-life **C3** Waste processing and **C4** Disposal. In addition, stage **D** includes the benefits and loads beyond the system boundary, which consists of product reuse, recovery and recycling. Figure describing the system boundary and the input and output flows is shown below:



LCA System Boundary of studied products

The study does not omit any life cycle stages, processes or data needs that are mandatory according to EN 15804 and RTS PCR. The study excludes following life cycle stages which are optional according to EN 15804 and RTS PCR.

- B1 Use
- B2 Maintenance
- B3 Repairs
- B4 Replacement
- B5 Refurbishment
- B6 Operational energy use
- B7 Operational water use

CUT-OFF CRITERIA

This study follows the cut-off criteria stated in RTS PCR and EN 15804 -standard. This study does not exclude any modules or processes which represent more than 1 % of the emissions of studied life cycle stage. The study does not exclude any hazardous materials or substances.

Excluded processes and the criteria for exclusion are given in the following table. Machines and facilities (capital goods) required for and during production are excluded, as is transportation of employees.

Process excluded from study	Cut-off criteria	Quantified contribution from process
B1-B7 use stage	Not relevant for the product group, while the product does consume electricity in its opening and closing cycle, the quantity is insignificant over the life cycle, when the hatch is opened and closed once a year.	< 1 %

THE DETERMINATION OF END-OF-WASTE POINTS

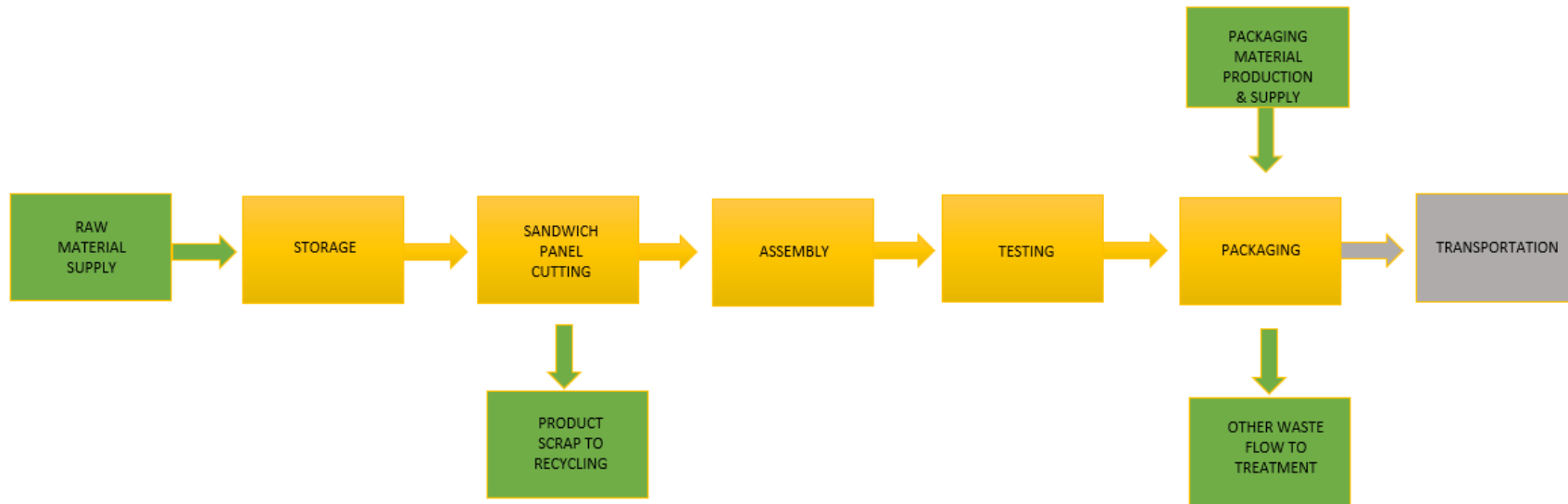
A3 module: is the point where the materials become available for use in the subsequent life cycles or life cycle stages. For incinerated waste streams, incineration is included in the system as is the sorting for recycled waste streams.

A5 module: is the point where the materials become available for use in the subsequent life cycles or life cycle stages. For incinerated waste streams, incineration is included in the system as is the sorting for recycled waste streams.

C3 module: is the point where the materials become available for use in the subsequent life cycles or life cycle stages. For incinerated waste streams, incineration is included in the system as is the sorting for recycled waste streams.

THE PRODUCTION PROCESS OF STUDIED PRODUCT

Production stage (A3) of Tikli Group Oy’s production site cover following manufacturing processes; raw material supply, storage, sandwich panel cutting with scrap directed to recycling, assembly and testing, and finally packaging the final product. After that, products are transported to the customer. The production processes of the studied product are presented in the following figure.



ALLOCATION, ESTIMATES AND ASSUMPTIONS

Allocation rules used are made according to the ISO14044:2006. Allocation is avoided when possible and when necessary, allocation is made based on physical shares and also avoiding double calculations. Allocation is required if the production process produces more than one product and the flows of materials, energy and waste cannot be separately measured for the studied product. Allocation used in generic data sources follow the requirements of the EN 15804 -standard. It should be noticed that the allocation method 'allocation, cut-off by classification' has been used for Ecoinvent 3.10.1 data, which complies with EN 15804.

Allocation could not be avoided for the following inputs as the information was only measured on factory process level.

- Electricity consumption and heat production: only measured on factory level.
- Production waste flows: only measured on factory level.
- Packaging materials: only measured on factory level.

The inputs were allocated to studied product based on production volume (mass in kilograms).

According to EN 15804, flows leaving the system at the end-of-waste boundary of the product stage (A1-A3) are allocated as co-products. According to EN 15804, process that has a very low contribution to the overall revenue may be neglected in co-product allocation. There were no contribution to the overall revenue from materials sent to incineration or recycling, so no co-product allocations were made in this assessment.

KEY ASSUMPTIONS

The scenarios included are currently in use and are representative for one of the most likely scenario alternatives.

A4 Transport to building Transport to the building site was assessed based on the transportation distance from Tikli Group Oy's production site to Helsinki.

A5 Installation to building: It can be assumed that there are no significant environmental impacts (energy or water use) caused by installation phase. Only the treatment of packaging materials is included.

C1-C4 End of life scenario: was assessed based on the common practises of construction products (SYKE 2023) in Europe. The material flows at the end of life were assumed to be following:

- C1 Deconstruction/demolition: During the demolition phase C1, the entire final product is dismantled, using the mass of the final product as the input data. The energy use (diesel usage) in the demolition stage is 1,30 kWh/t (Erlandsson, M. & Pettersson, D., 2015.)
- C2 Transportation: Transportation distance 75 km road driving by lorry (SYKE, 2021).
- C3-C4 Waste treatment and End-of-life:
 - Steel: 95 % recycled, 5 % landfilled (CO2data.fi).
 - Aluminium: 90 % recycled, 10 % landfilled (Metal Recycling Factsheet by EuRIC, 2018).
 - Plastic and rubber: 100 % energy recovery (CO2data.fi.)
 - Plastic energy recovery: Net energy production according to the Ecoinvent dataset, which states that the net energy production is 3,93 MJ/kg for electricity and 7,67 MJ/kg for thermal energy for plastic.
 - Rubber energy recovery: Net energy production according to the Ecoinvent dataset, which states that the net energy production is 3,25 MJ/kg for electricity and 6,36 MJ/kg for thermal energy for rubber.
 - Insulation: 100 % landfilled (CO2data.fi).
 - Opening mechanism shredded and sorted into material fractions. The material fractions were plastic and silicon, motor and PCB components, and steel. Motor, PCB and steel are treated as steel waste. Plastic and silicon as plastic waste.
- Module D covers the net benefits and loads arising from the reuse of products or the recycling or recovery of energy from end-of-waste state materials.
 - Benefits from energy recovery: electricity and heat recovery of the product's incineration.
 - Recycling: Benefits from avoided primary material production due and the burdens of recycling the materials.



DATA QUALITY

The quality requirements for the life cycle assessment were set according to the EN ISO 14044 standard (4.2.3.6) and EN 15804 standard (6.3.7). This LCA study follows the standard EN 15804:2012+A2:2019 and RTS PCR and no decisions are made based on the values. The study does not consider long-term emissions (i.e. over 100 years). Impact assessment characterization factors are aligned with EF 3.1. The estimated impact results are only relative statements, which do not indicate the endpoints of the impact categories, exceeding threshold values, safety margins and/or risks.

PROCEDURED FOR COLLECTION PROCESS SPECIFIC DATA

Production specific data was collected directly from manufacturer's production plant. The data represents the production of the studied product at the plant from the materials transported to the facility and represents 1 year average. The data represents year 2024, which was the latest year with full year data. All gathered data was used without excluding categories in advance following the system boundaries set in earlier chapters.

CRITERIA FOR CHOOSING THE GENERIC DATA

Generic data that was used for upstream and downstream processes represents complementary data from Ecoinvent 3.10.1 database.

The datasets were chosen to represent the studied system as closely as possible. When available supplier specific information was used for instance in form of EN 15804 EPDs or emissions profile of local energy supplier. When supplier specific information was not available the information sources were chosen based on their technical and geographical representativeness. Only when country specific or European data has not been available has global level data been used (concerns mainly data from ecoinvent 3.10.1) Data used in the modelling was as up to date as possible at the time of modelling.

ENVIRONMENTAL IMPACT DATA

SPTA SMOKE VENTILATION HATCHES, 1 kg

CORE ENVIRONMENTAL IMPACT INDICATORS – EN 15804+A2, EF 3.1

Impact category	Unit	A1-A3	A4	A5	C1	C2	C3	C4	D
GWP – total	kg CO ₂ e	5,99E+00	4,28E-02	2,30E-01	4,79E-04	8,35E-03	1,28E-01	7,02E-03	-7,53E-01
GWP – fossil	kg CO ₂ e	6,15E+00	4,28E-02	1,48E-03	4,79E-04	8,34E-03	1,28E-01	6,98E-03	-7,43E-01
GWP – biogenic	kg CO ₂ e	-2,05E-01	9,71E-06	2,29E-01	4,88E-08	1,92E-06	2,07E-04	3,84E-05	0,00E+00
GWP – LULUC	kg CO ₂ e	4,41E-02	1,92E-05	6,38E-07	4,88E-08	3,71E-06	2,44E-05	2,13E-06	-9,48E-03
Ozone depletion pot.	kg CFC-11e	1,94E-07	6,34E-10	1,83E-11	7,30E-12	1,19E-10	2,51E-10	2,17E-10	-7,80E-09
Acidification potential	mol H ⁺ e	3,31E-02	1,46E-04	4,25E-06	4,30E-06	2,75E-05	1,54E-04	7,61E-05	-3,57E-03
EP-freshwater ³⁾	kg Pe	1,58E-03	3,33E-06	1,28E-07	1,38E-08	6,29E-07	9,35E-06	1,14E-05	-3,44E-04
EP-marine	kg Ne	6,22E-03	4,79E-05	1,40E-06	2,00E-06	9,03E-06	3,67E-05	1,92E-05	-6,38E-04
EP-terrestrial	mol Ne	6,50E-02	5,24E-04	1,50E-05	2,18E-05	9,85E-05	3,75E-04	2,05E-04	-6,29E-03
POCP (“smog”)	kg NMVOCe	2,42E-02	2,15E-04	6,06E-06	6,52E-06	4,06E-05	1,08E-04	7,48E-05	-2,45E-03
ADP-minerals & metals	kg Sbe	1,88E-04	1,19E-07	3,34E-09	1,71E-10	2,25E-08	7,07E-07	1,38E-08	1,63E-06
ADP-fossil resources	MJ	1,12E+02	6,20E-01	1,76E-02	6,25E-03	1,17E-01	2,35E-01	1,62E-01	-9,44E+00
Water use ²⁾	m ³ e depr.	1,35E+05	3,07E-03	1,30E-04	1,56E-05	5,79E-04	1,14E-02	1,03E-03	-8,34E-01

1)GWP = Global Warming Potential; EP = Eutrophication potential; POCP = Photochemical ozone formation; ADP = Abiotic depletion potential. 2) EN 15804+A2 disclaimer for Abiotic depletion and Water use and optional indicators except Particulate matter and Ionizing radiation, human health. The results of these environmental impact indicators shall be used with care as the uncertainties on these results are high or as there is limited experienced with the indicator. 3) Required characterisation method and data are in kg P-eq. Multiply by 3,07 to get PO₄e.

USE OF NATURAL RESOURCES

Impact category	Unit	A1-A3	A4	A5	C1	C2	C3	C4	D
Renew. PER as energy	MJ	1,61E+01	8,53E-03	-6,57E-02	3,95E-05	1,61E-03	3,64E-02	3,42E-03	-2,74E+00
Renew. PER as material	MJ	2,01E+00	0,00E+00	-2,01E+00	0,00E+00	0,00E+00	0,00E+00	0,00E+00	0,00E+00
Total use of renew. PER	MJ	1,81E+01	8,53E-03	-2,07E+00	3,95E-05	1,61E-03	3,64E-02	3,42E-03	-2,74E+00
Non-re. PER as energy	MJ	9,37E+01	6,20E-01	1,30E-02	6,25E-03	1,17E-01	-1,35E+00	1,62E-01	-9,44E+00
Non-re. PER as material	MJ	2,00E+01	0,00E+00	-1,11E+00	0,00E+00	0,00E+00	-3,49E-02	-1,89E+01	0,00E+00
Total use of non-ren. PER	MJ	1,14E+02	6,20E-01	-1,10E+00	6,25E-03	1,17E-01	-1,38E+00	-1,87E+01	-9,44E+00
Secondary materials	kg	1,40E-01	2,64E-04	7,75E-06	2,59E-06	4,97E-05	1,71E-04	5,38E-05	2,39E-01
Renew. secondary fuels	MJ	7,03E-02	3,36E-06	1,02E-07	6,75E-09	6,34E-07	9,53E-06	9,71E-07	-4,18E-05
Non-ren. secondary fuels	MJ	2,18E-03	0,00E+00	0,00E+00	0,00E+00	0,00E+00	0,00E+00	0,00E+00	0,00E+00
Use of net fresh water	m ³	6,59E-02	9,21E-05	3,66E-06	4,12E-07	1,73E-05	2,47E-04	-1,92E-03	-1,74E-02

1)PER = primary energy resources; Non-ren = Non renewable

END OF LIFE – WASTE

Impact category	Unit	A1-A3	A4	A5	C1	C2	C3	C4	D
Hazardous waste	kg	6,10E-01	1,05E-03	3,49E-05	6,93E-06	1,98E-04	3,58E-03	2,89E-04	-2,13E-01
Non-hazardous waste	kg	1,42E+01	1,95E-02	1,14E-03	9,44E-05	3,67E-03	1,13E-01	2,45E+00	-1,81E+00
Radioactive waste	kg	3,93E-04	1,33E-07	1,11E-08	6,79E-10	2,50E-08	5,43E-07	5,29E-08	-2,71E-05

END OF LIFE – OUTPUT FLOWS

Impact category	Unit	A1-A3	A4	A5	C1	C2	C3	C4	D
Components for re-use	kg	0,00E+00	0,00E+00	0,00E+00	0,00E+00	0,00E+00	0,00E+00	0,00E+00	0,00E+00
Materials for recycling	kg	1,23E-02	0,00E+00	6,61E-03	0,00E+00	0,00E+00	2,63E-01	0,00E+00	0,00E+00
Materials for energy recovery	kg	0,00E+00	0,00E+00	0,00E+00	0,00E+00	0,00E+00	0,00E+00	0,00E+00	0,00E+00
Exported energy - Electricity	MJ	3,14E-02	0,00E+00	1,08E-01	0,00E+00	0,00E+00	1,71E-01	0,00E+00	0,00E+00
Exported energy - Thermal	MJ	6,43E-02	0,00E+00	2,11E-01	0,00E+00	0,00E+00	3,35E-01	0,00E+00	0,00E+00

BIOGENIC CARBON CONTENT

Biogenic carbon content	Unit	A1-A3
Biogenic carbon content in product	kg	0
Biogenic carbon content in accompanying packaging	kg	0,06

NOTE 1 kg biogenic carbon is equivalent to 44/12 kg of CO₂

SCENARIO DOCUMENTATION

Manufacturing energy scenario documentation

Scenario parameter	Value
Electricity data source and quality	Electricity production, nuclear, boiling water reactor EN15804+A2, Finland
	Electricity production, nuclear, pressure water reactor, Finland
	Electricity production, hydro, run-of-river, Finland
	Electricity production, wind, >3MW turbine, onshore, Finland
	heat and power co-generation, wood chips, 6667 kW, state-of-the-art 2014, Finland
	Electricity, medium voltage, residual mix, Finland
	Ecoinvent 3.10.1, 2024.
Electricity CO₂e / kWh	0,1349 kg CO ₂ e eq. / kWh
Self-produced energy data source and quality	Heat production, propane, at industrial furnace >100kW World, Ecoinvent 3.10.1, 2024.
Self-produced energy CO₂e / MJ	0,0944 kg CO ₂ e / MJ

Transport scenario documentation (A4)

Scenario parameter	Value
Specific transport CO₂e emissions, kg CO₂e / tkm	Market for transport, freight, lorry >32 metric ton, EURO5, Europe, 2024, Ecoinvent 3.10.1, 0,11 kgCO ₂ e/tkm
Transport distance, km	398 km
Capacity utilization (including empty return) %	45 % for truck
Bulk density of transported products	Density varies depending on the weight and the dimensions of the product
Volume capacity utilization factor	1

Installation of the product in the building (A5)

Parameter	Unit
Ancillary materials for installation	-
Water use	0 m ³
Other resource use	0 kWh (energy use is insignificant)
Quantitative description of energy type (regional mix) and consumption during the installation process	
Waste materials generated by product installation	Packaging materials per declared unit of product:
	Wood 0,13 kg Plastic 0,03 kg

End of life scenario documentation

		SPTA SMOKE VENTILATION HATCH
Process flow		Mass
Collection process specified by type	kg collected separately	1 kg
	kg collected with mixed construction waste	
Recovery system specified by type	kg for reuse	0 kg
	kg for recycling	0.26 kg
	kg for energy recovery	0,04 kg
Disposal specified by type	kg material for final deposition	0,69 kg
Assumptions for scenario development	units as appropriate	Waste materials are transported 75 km by truck to recycling facility with a truck capacity utilization of 45%



BIBLIOGRAPHY

ISO 14025:2010 Environmental labels and declarations – Type III environmental declarations. Principles and procedures.

ISO 14040:2006 Environmental management. Life cycle assessment. Principles and frameworks.

ISO 14044:2006 Environmental management. Life cycle assessment. Requirements and guidelines.

EN 15804:2012+A2:2019 Sustainability in construction works – Environmental product declarations – Core rules for the product category of construction products.

Ecoinvent database v3.10.1 (2024), EN15804

One Click LCA EPD Generator for EPD Hub V3

The RTS Rakennustietosäätiö RTS sr (RTS EPD Product Category Rules) (RTS EPD PCR 2024 menetelmäohje 15804:2019, ver. 121124, 12.11.2024)

The Finnish RTS EPD programme RTS EPD Guideline, 18.2.2021

Tikli Group Oy EPD Background Report

ANNEX 1. PRODUCT COVERAGE

Product number	kg/unit
SPTA122412	219,3
SPTA112412	213,9
SPTA102412	206,3
SPTA122012	199,2
SPTA92412	198,6
SPTA112012	192,3
SPTA121812	188,0
SPTA102012	185,3
SPTA12248	183,5
SPTA92012	178,3
SPTA121612	176,9
SPTA11248	176,8
SPTA12228	174,2
SPTA111612	170,6
SPTA10248	170,0
SPTA12218	169,5
SPTA12208	164,8
SPTA101612	164,3
SPTA9248	163,3
SPTA11208	158,8
SPTA91612	158,0
SPTA10218	157,0

Product number	kg/unit
SPTA12188	155,5
SPTA121212	154,5
SPTA10208	152,7
SPTA9218	150,8
SPTA111212	148,9
SPTA9208	146,7
SPTA12168	146,1
SPTA9189	145,8
SPTA12244	145,5
SPTA101212	143,3
SPTA11168	140,7
SPTA11244	139,6
SPTA9188	138,3
SPTA91212	137,8
SPTA10206	136,4
SPTA10168	135,4
SPTA12214	134,2
SPTA10244	133,8
SPTA101012	132,9
SPTA10158	131,1
SPTA12204	130,4
SPTA9168	130,0

Product number	kg/unit
SPTA9244	128,0
SPTA91012	127,6
SPTA12128	127,4
SPTA11204	125,3
SPTA12184	122,9
SPTA11128	122,7
SPTA9912	122,5
SPTA10204	120,1
SPTA11184	118,1
SPTA10128	118,1
SPTA12164	115,3
SPTA10109	115,3
SPTA9204	115,0
SPTA12126	113,9
SPTA9128	113,4
SPTA10184	113,3
SPTA11164	110,9
SPTA10108	109,4
SPTA9184	108,5
SPTA10164	106,4
SPTA9108	105,1
SPTA9164	102,0

Product number	kg/unit
SPTA998	100,9
SPTA12124	100,3
SPTA10106	97,7
SPTA11124	96,5
SPTA10124	92,8
SPTA11104	89,4
SPTA9124	89,0
SPTA10104	85,9
SPTA9104	82,5
SPTA994	78,5